

Dear Students & Families,

I am writing to let you know that as an Oasis Academy student you are now able to access the full range of Pearson Revise textbooks and tools free of charge using **your usual Oasis IT details**.

The guidance below will show you how to do this. If you do have any difficulties logging on, please seek support at your academy in the usual way.

Do make sure that you are aware of which exam board and specification you are studying, for each of your qualifications, so that you use the correct guide to help you prepare.

We do hope that access to these guides helps you in the run up to your GCSE examinations.

Yours faithfully,



Louise Lee

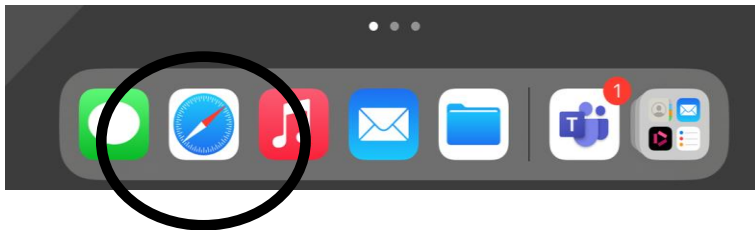
Regional Director, Oasis Community Learning

How to Access Pearson Revise resources

Step 1

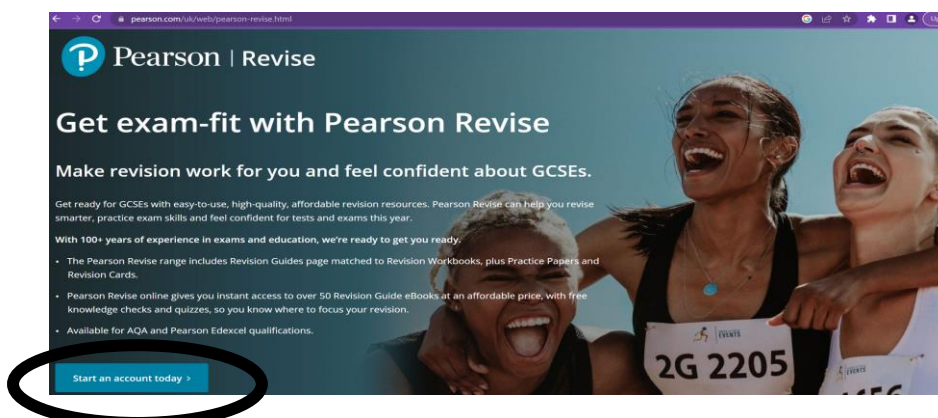
On your Oasis Horizons iPad, open Safari and go to Pearson Revise at:

<https://reviseonline.pearson.com/school/register/?org=oasis>



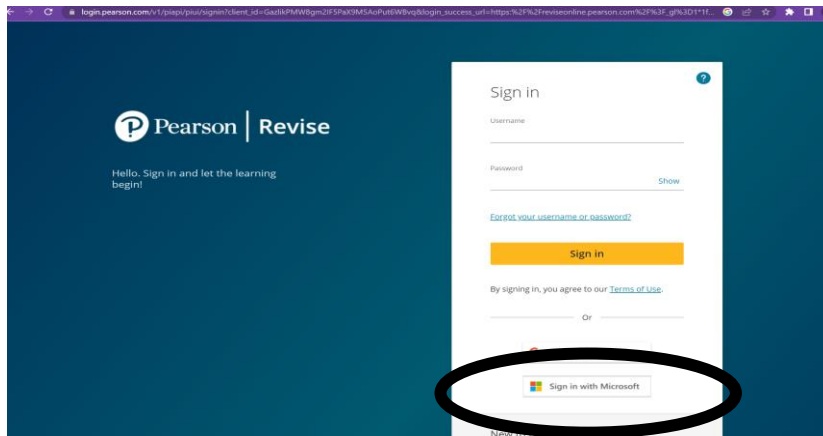
Step 2

On the bottom left of the landing page, choose 'Start an account today'.



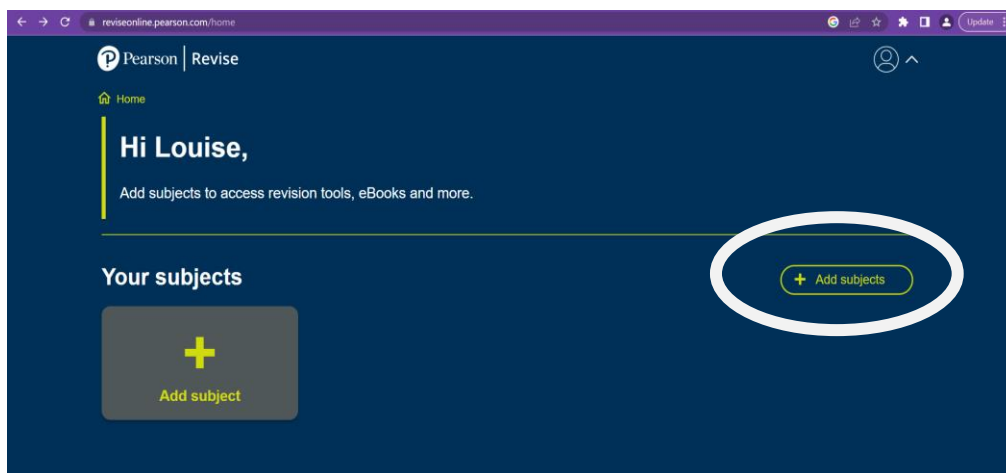
Step 3

On the next page, choose 'Sign in with Microsoft' (DO NOT choose 'Create an account').



Step 4

You will then be logged in using your Oasis details and taken to a landing page with your name at the top. From here you can click 'Add Subjects' and choose all the subjects you are studying for which there are guides available. You only have to set this up once - the system will then remember you the next time you log in.



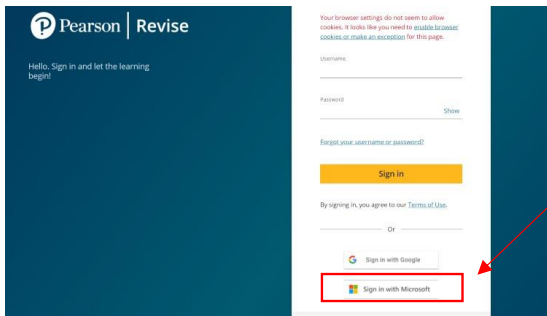
Remember to check the exam boards, subjects & modules that you are studying.

You can also watch a "how to guide" demo by clicking on the link below:

[Getting Started: Pearson Revise eBook Revision guide](#)

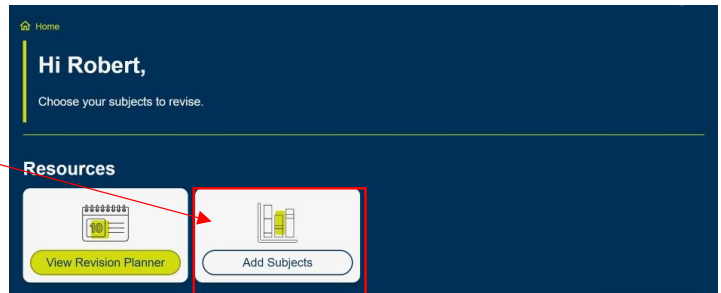
An example: History

Pearson Revise – Yr 11 History Revision Guides



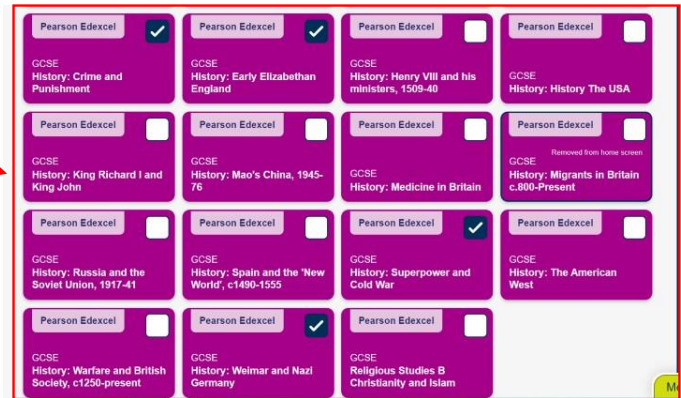
1. Go to reviseonline.pearson.com. Then click on sign in with Microsoft. This should sign you in with your school account.

2. Click on add subjects



3. Click on the arrow for humanities and make sure Pearson Edexcel is selected

4. Select our topics (as shown on the right)

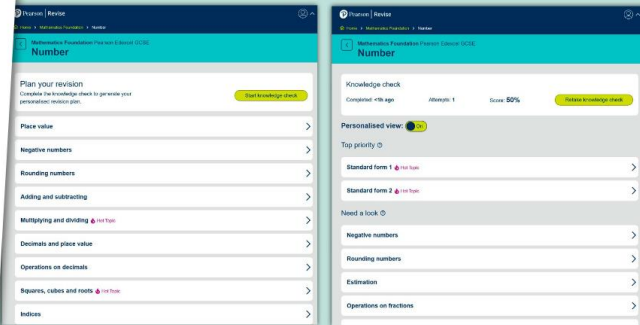


5. You can now access the revision guides by clicking on them


Easy access and administration



- Multiple-choice knowledge checks for core subjects: Maths, English, Science and Business Studies.
- Personalised topic lists based on results of knowledge check and filtered by:
 - top priority
 - needs a look
 - tricky
 - revise and reinforce
- 'Hot' topics that come up in the real exams every year clearly identified.



eBook



Knowledge checks

Number

Question 1 of 10

Work out $3 - 12^2$.

Do not use a calculator.

109

89

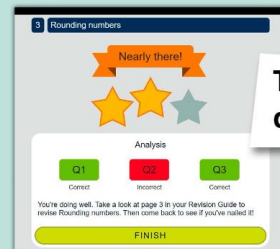
147

7

SUBMIT



Topic quizzes



Worked video solutions

